

CPS100HD Complete Kit

Series

CPS100HD

Cover Sheet

Pro Plus 100

4" Wide Heavy Duty Frame and Grate Trench Drain Kit 10 - 99 Foot Complete


**Heavy Duty Frame and Grate - Glass Fiber Polyester
4 Inch Wide - C Class Ductile Iron Grate Standard
Complete system - Each Kit Includes:**

- Specified number of 1 meter sections of trench drain.
- Specified Number of 1/2 meter ductile iron frames.
- Specified number of 1/2 meter C class ductile iron slotted grates.
- 1 - Bottom outlet connector.
- 2 - Solid End Caps.
- 1 - 4" End Outlet.
- Grate Locks Included.

Key Advantages of the Innovative Channel Material SMC/GRP:

- Shatterproof and extremely resistant to abrasion.
- Frost, heat and rust resistant.
- Lightweight.
- Non-porous structure with a smooth surface
- Resistant to chemicals - Resistant to oil, gasoline, hot asphalt and tartaric acid.
- Non-flammable - Free of halogens, asbestos and toxic heavy metals.
- An excellent cost / performance material - Recyclable.

JOSAM
PRO-PLUS
 Trench Drain System

1-877-903-7246



www.trenchdrainsupply.com

<div>Number</div> <div>100C HD Channel</div>		<div>Series</div> <div>CPS100HD</div> <div>Trench Drain Channel with DI Frame</div> <div>Pro Plus 100</div>																																																																																																	
<div><div><div><div></div><div>100-C HD Flat</div></div></div><div><div><div></div><div>4"</div></div><div><div></div><div>7 1/2"</div></div></div></div>		<div>100C HD Flat Channel with DI Frame (Standard)</div> <div><div><div></div><div>39 3/8"</div></div></div>																																																																																																	
<div><div><div><div></div><div>100-C HD Presloped</div></div></div><div><div><div></div></div><div><div></div></div></div></div>		<div>100C HD Presloped Channel with DI Frame (Preslope Upgrade)</div> <div><div><div><div></div><div>7 1/4"</div></div><div><div></div><div>BOTTOM OUTLET KNOCKOUT</div></div></div><div><div><div></div><div>7 1/4"</div></div></div></div>																																																																																																	
		<table><tr><th>CHANNEL NUMBER + 152431</th><th>DIM "A"</th><th>DIM "B"</th><th>WEIGHT (LBS)</th></tr><tr><td>100C</td><td>7.4</td><td>7.4</td><td>25.1</td></tr><tr><td>100C01</td><td>8.7</td><td>8.9</td><td>28.3</td></tr><tr><td>100C02</td><td>8.9</td><td>9.1</td><td>28.5</td></tr><tr><td>100C03</td><td>9.1</td><td>9.3</td><td>28.7</td></tr><tr><td>100C04</td><td>9.3</td><td>9.5</td><td>28.8</td></tr><tr><td>100C05</td><td>9.5</td><td>9.7</td><td>29.0</td></tr><tr><td>100C05N</td><td>9.7</td><td>9.7</td><td>29.2</td></tr><tr><td>100C06</td><td>9.7</td><td>9.9</td><td>29.3</td></tr><tr><td>100C07</td><td>9.9</td><td>10.1</td><td>29.5</td></tr><tr><td>100C08</td><td>10.1</td><td>10.3</td><td>29.7</td></tr><tr><td>100C09</td><td>10.3</td><td>10.5</td><td>29.9</td></tr><tr><td>100C10</td><td>10.5</td><td>10.7</td><td>30.1</td></tr><tr><td>100C11</td><td>10.7</td><td>10.9</td><td>33.0</td></tr><tr><td>100C12</td><td>10.9</td><td>11.1</td><td>33.2</td></tr><tr><td>100C13</td><td>11.1</td><td>11.3</td><td>30.4</td></tr><tr><td>100C14</td><td>11.3</td><td>11.5</td><td>30.5</td></tr><tr><td>100C15</td><td>11.5</td><td>11.7</td><td>30.7</td></tr><tr><td>100C15N</td><td>11.7</td><td>11.7</td><td>30.9</td></tr><tr><td>100C16</td><td>11.7</td><td>11.9</td><td>31.0</td></tr><tr><td>100C17</td><td>11.9</td><td>12.1</td><td>31.2</td></tr><tr><td>100C18</td><td>12.1</td><td>12.3</td><td>31.4</td></tr><tr><td>100C19</td><td>12.3</td><td>12.5</td><td>31.6</td></tr><tr><td>100C20</td><td>12.5</td><td>12.7</td><td>31.8</td></tr></table>		CHANNEL NUMBER + 152431	DIM "A"	DIM "B"	WEIGHT (LBS)	100C	7.4	7.4	25.1	100C01	8.7	8.9	28.3	100C02	8.9	9.1	28.5	100C03	9.1	9.3	28.7	100C04	9.3	9.5	28.8	100C05	9.5	9.7	29.0	100C05N	9.7	9.7	29.2	100C06	9.7	9.9	29.3	100C07	9.9	10.1	29.5	100C08	10.1	10.3	29.7	100C09	10.3	10.5	29.9	100C10	10.5	10.7	30.1	100C11	10.7	10.9	33.0	100C12	10.9	11.1	33.2	100C13	11.1	11.3	30.4	100C14	11.3	11.5	30.5	100C15	11.5	11.7	30.7	100C15N	11.7	11.7	30.9	100C16	11.7	11.9	31.0	100C17	11.9	12.1	31.2	100C18	12.1	12.3	31.4	100C19	12.3	12.5	31.6	100C20	12.5	12.7	31.8
CHANNEL NUMBER + 152431	DIM "A"	DIM "B"	WEIGHT (LBS)																																																																																																
100C	7.4	7.4	25.1																																																																																																
100C01	8.7	8.9	28.3																																																																																																
100C02	8.9	9.1	28.5																																																																																																
100C03	9.1	9.3	28.7																																																																																																
100C04	9.3	9.5	28.8																																																																																																
100C05	9.5	9.7	29.0																																																																																																
100C05N	9.7	9.7	29.2																																																																																																
100C06	9.7	9.9	29.3																																																																																																
100C07	9.9	10.1	29.5																																																																																																
100C08	10.1	10.3	29.7																																																																																																
100C09	10.3	10.5	29.9																																																																																																
100C10	10.5	10.7	30.1																																																																																																
100C11	10.7	10.9	33.0																																																																																																
100C12	10.9	11.1	33.2																																																																																																
100C13	11.1	11.3	30.4																																																																																																
100C14	11.3	11.5	30.5																																																																																																
100C15	11.5	11.7	30.7																																																																																																
100C15N	11.7	11.7	30.9																																																																																																
100C16	11.7	11.9	31.0																																																																																																
100C17	11.9	12.1	31.2																																																																																																
100C18	12.1	12.3	31.4																																																																																																
100C19	12.3	12.5	31.6																																																																																																
100C20	12.5	12.7	31.8																																																																																																
<div>Manufacturer</div> <div><div><div>JOSAM</div><div>PRO-PLUS</div><div>Trench Drain System</div></div></div>		<div>Specification</div> <div>JOSAM 100C SERIES CHANNELS WITH DUCTILE IRON RAIL SHALL BE 39.4" LONG WITH 4" INTERNAL WIDTH AND RADIUS BOTTOM. INTERCONNECTING CHANNEL SECTIONS SHALL BE MADE OF SMC/GRP (SHEET MOLDING COMPOUND / GLASS REINFORCED POLYESTER) MATERIAL AND AVAILABLE WITH AND WITHOUT SLOPE. GRATE OPTIONS FOR LOAD CLASSES A-E WITH PRESSURE OR LOCKING BOLT SECURING DEVICES SHALL BE AVAILABLE, SUPPLIED BY TRENCH DRAIN SUPPLY.</div>																																																																																																	
<div>DISCLAIMER - The customer and the customer's architects, engineers, consultants, and other professionals are completely responsible for the selection installation and maintenance of any product purchased from Trench Drain Supply and/or its manufacturers. TRENCH DRAIN SUPPLY MAKES NO WARRANTY, EXPRESS OR IMPLIED, AS TO THE SUITABILITY, DESIGN, MERCHANTABILITY, OR FITNESS OF THE PRODUCT FOR CUSTOMERS APPLICATION. The drawing and information provided remain the property and copyright of the manufacturer listed. The manufacturer reserves the right to modify specification without notice.</div>																																																																																																			

1-877-903-7246



www.trenchdrainsupply.com

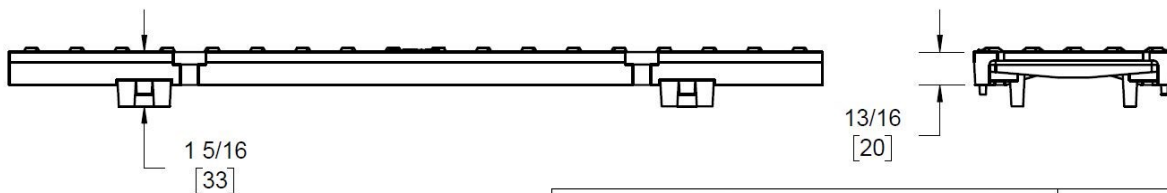
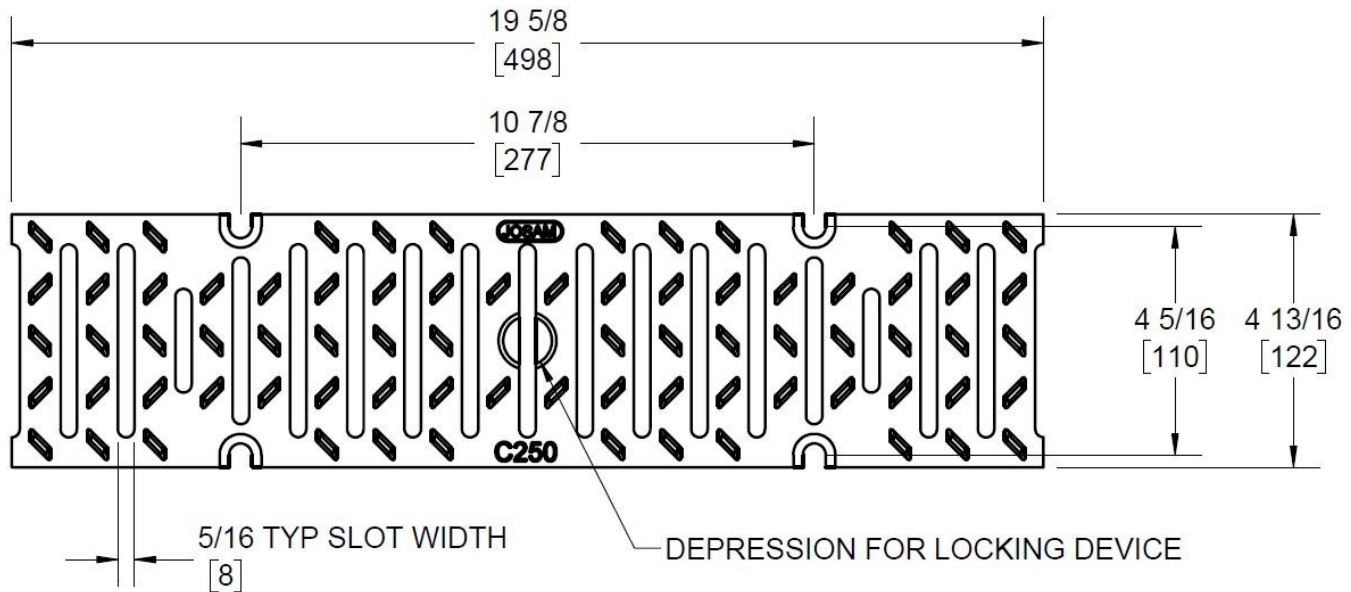
Number 100-EC / 100-OE4 / 100-OB4	Series CPS100 End Cap Set Pro Plus 100
<div data-bbox="168 375 269 600" data-label="Image"> </div> <div data-bbox="370 447 678 483" data-label="Caption"> <p>100-EC Solid End Cap</p> </div> <div data-bbox="159 621 711 1155" data-label="Figure"> </div>	<div data-bbox="854 369 987 596" data-label="Image"> </div> <div data-bbox="1097 447 1442 483" data-label="Caption"> <p>100-OE4 Outlet End Cap</p> </div> <div data-bbox="824 659 1412 1155" data-label="Figure"> </div>
<div data-bbox="146 1209 347 1428" data-label="Image"> </div> <div data-bbox="142 1497 467 1533" data-label="Caption"> <p>100-OB4 Bottom Outlet</p> </div> <div data-bbox="623 1205 1403 1604" data-label="Figure"> </div>	
<div data-bbox="110 1640 308 1671" data-label="Section-Header"> <p>Manufacturer</p> </div> <div data-bbox="211 1671 555 1848" data-label="Image"> </div>	<div data-bbox="685 1640 863 1671" data-label="Section-Header"> <p>Specification</p> </div> <div data-bbox="673 1686 1518 1803" data-label="Text"> <p>JOSAM END CAP SET FOR PRO-PLUS 100C 4" INTERNAL WIDTH TRENCH CHANNELS. MADE WITH PVC MATERIAL AND DESIGNED TO FIT SECURELY IN 100C CHANNELS AND OTHER 100C ACCESSORIES, SUPPLIED BY TRENCH DRAIN SUPPLY.</p> </div>
<p>DISCLAIMER - The customer and the customer's architects, engineers, consultants, and other professionals are completely responsible for the selection installation and maintenance of any product purchased from Trench Drain Supply and/or its manufacturers. TRENCH DRAIN SUPPLY MAKES NO WARRANTY, EXPRESS OR IMPLIED, AS TO THE SUITABILITY, DESIGN, MERCHANTABILITY, OR FITNESS OF THE PRODUCT FOR CUSTOMERS APPLICATION. The drawing and information provided remain the property and copyright of the manufacturer listed. The manufacturer reserves the right to modify specification without notice.</p>	

1-877-903-7246



www.trenchdrainsupply.com

Number	Series
100-DIS-C	CPS100 C Class Ductile Iron Slotted Grate Pro Plus 100



LOCKING BAR (ORDER SEPERATELY)	360141
BOLT DOWN (ORDER SEPERATELY)	360143

Manufacturer



Specification


JOSAM 100-DIS-C EPOXY COATED, DUCTILE IRON SLOTTED GRATE WITH CENTER HOLE FOR LOCKING BAR SECUREMENT AND FOUR POINT LOCK CAPABILITY. MEETS CLASS C LOADING REQUIREMENTS. MEETS ADA AND HEELPROOF SLOT REQUIREMENTS, SUPPLIED BY TRENCH DRAIN SUPPLY.

DISCLAIMER - The customer and the customer's architects, engineers, consultants, and other professionals are completely responsible for the selection installation and maintenance of any product purchased from Trench Drain Supply and/or its manufacturers. TRENCH DRAIN SUPPLY MAKES NO WARRANTY, EXPRESS OR IMPLIED, AS TO THE SUITABILITY, DESIGN, MERCHANTABILITY, OR FITNESS OF THE PRODUCT FOR CUSTOMERS APPLICATION. The drawing and information provided remain the property and copyright of the manufacturer listed. The manufacturer reserves the right to modify specification without notice.

1-877-903-7246



www.trenchdrainsupply.com

Number 100-DIS-E-DC	Series CPS100 E Class Ductile Iron Slotted Grate Pro Plus 100
<div data-bbox="139 394 464 716"></div> <div data-bbox="954 514 1315 667"><p>NOTE:</p><p>FREE AREA IS 18 SQ. IN. PER 1/2 METER GRATE MADE IN USA</p></div> <div data-bbox="168 772 1421 1287"></div> <div data-bbox="162 1348 1390 1591"></div>	
Manufacturer 	Specification JOSAM 100-DIS-E-DC EPOXY COATED, DUCTILE IRON SLOTTED GRATE WITH CENTER HOLE FOR LOCKING BAR. DESIGNED TO FIT PRO-PLUS™ 100 SIZE CHANNEL. MEETS CLASS E LOADING REQUIREMENTS. MEETS ADA AND HEELPROOF SLOT REQUIREMENTS, SUPPLIED BY TRENCH DRAIN SUPPLY.
<p>DISCLAIMER - The customer and the customer's architects, engineers, consultants, and other professionals are completely responsible for the selection installation and maintenance of any product purchased from Trench Drain Supply and/or its manufacturers. TRENCH DRAIN SUPPLY MAKES NO WARRANTY, EXPRESS OR IMPLIED, AS TO THE SUITABILITY, DESIGN, MERCHANTABILITY, OR FITNESS OF THE PRODUCT FOR CUSTOMERS APPLICATION. The drawing and information provided remain the property and copyright of the manufacturer listed. The manufacturer reserves the right to modify specification without notice.</p>	

1-877-903-7246





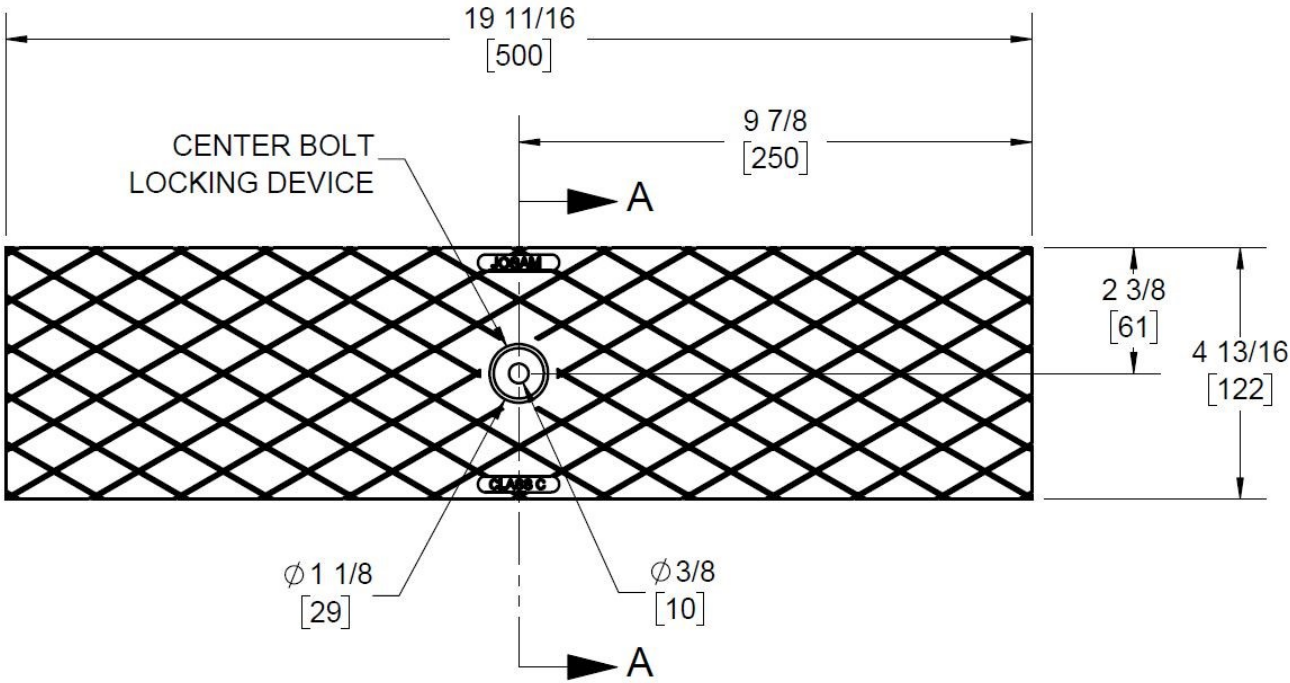

www.trenchdrainsupply.com

<p>Number</p> <p>100-DIS-F</p>	<p>Series</p> <p>CPS100</p> <p>F Class Ductile Iron Slotted Grate</p> <p>Pro Plus 100</p>				
<div data-bbox="139 394 464 716"> </div> <div data-bbox="896 539 1359 667"> <p>NOTE: FREE AREA IS 28.6 SQ. IN. PER 1/2 METER GRATE</p> </div> <div data-bbox="129 739 1451 1606"> <p>19 5/8 [498]</p> <p>3 7/8 [100]</p> <p>4 3/4 [122]</p> <p>1/2 TYP [12]</p> <p>3/4 [20]</p> <p>1 1/4 [33]</p> <p>FOUR POINT LOCK</p> <p>DEPRESSION FOR LOCKING DEVICE</p> <table border="1"> <tr> <td>LOCKING BAR (ORDER SEPERATELY)</td> <td>360141</td> </tr> <tr> <td>BOLT DOWN (ORDER SEPERATELY)</td> <td>360143</td> </tr> </table> </div>		LOCKING BAR (ORDER SEPERATELY)	360141	BOLT DOWN (ORDER SEPERATELY)	360143
LOCKING BAR (ORDER SEPERATELY)	360141				
BOLT DOWN (ORDER SEPERATELY)	360143				
<p>Manufacturer</p>	<p>Specification</p> <p>JOSAM 100-DIS-F EPOXY COATED, DUCTILE IRON SLOTTED GRATE WITH CENTER HOLE FOR LOCKING BAR SECUREMENT AND FOUR POINT LOCK SECUREMENT. MEETS CLASS F LOADING REQUIREMENTS. MEETS ADA SLOT REQUIREMENTS. SUPPLIED BY TRENCH DRAIN SUPPLY.</p>				
<p>DISCLAIMER - The customer and the customer's architects, engineers, consultants, and other professionals are completely responsible for the selection installation and maintenance of any product purchased from Trench Drain Supply and/or its manufacturers. TRENCH DRAIN SUPPLY MAKES NO WARRANTY, EXPRESS OR IMPLIED, AS TO THE SUITABILITY, DESIGN, MERCHANTABILITY, OR FITNESS OF THE PRODUCT FOR CUSTOMERS APPLICATION. The drawing and information provided remain the property and copyright of the manufacturer listed. The manufacturer reserves the right to modify specification without notice.</p>					

1-877-903-7246



www.trenchdrainsupply.com

<p>Number</p> <p>100-CIS-C-DC</p>	<p>Series</p> <p>CPS100</p> <p>C Class Solid Cast Iron Cover</p> <p>Pro Plus 100</p>
<div style="display: flex; justify-content: space-around; align-items: flex-start;">   </div> <p style="text-align: center; margin-top: 20px;">SECTION A-A SCALE 1 : 4</p> <div style="text-align: center; margin-top: 40px;">  <p>Technical drawing details: Overall width 19 11/16 [500], distance from center to edge 9 7/8 [250], center hole diameter Ø 1 1/8 [29], mounting hole diameter Ø 3/8 [10], cover thickness 2 3/8 [61], total height 4 13/16 [122]. Section line A-A is indicated.</p> </div>	
<p>Manufacturer</p> 	<p>Specification</p> <p>JOSAM 100-CIS-C-DC EPOXY-COATED, SOLID CAST IRON COVER WITH CENTER HOLE FOR LOCKING BAR SECUREMENT. DESIGNED TO FIT PRO-PLUS™ 100 SIZE CHANNEL. MEETS CLASS C LOAD RATING (56,000 LBS - 1,162 PSI). COVER HAS NO FREE AREA FOR DRAINAGE, SUPPLIED BY TRENCH DRAIN SUPPLY.</p>
<p>DISCLAIMER - The customer and the customer's architects, engineers, consultants, and other professionals are completely responsible for the selection installation and maintenance of any product purchased from Trench Drain Supply and/or its manufacturers. TRENCH DRAIN SUPPLY MAKES NO WARRANTY, EXPRESS OR IMPLIED, AS TO THE SUITABILITY, DESIGN, MERCHANTABILITY, OR FITNESS OF THE PRODUCT FOR CUSTOMERS APPLICATION. The drawing and information provided remain the property and copyright of the manufacturer listed. The manufacturer reserves the right to modify specification without notice.</p>	

1-877-903-7246



www.trenchdrainsupply.com

<p>Number</p> <p>100-DIL-C-DC</p>	<p>Series</p> <p>CPS100</p> <p>C Class DI Longitudinal Slotted Grate</p> <p>Pro Plus 100</p>		
<div data-bbox="139 394 464 716"> </div> <div data-bbox="155 753 1523 1545"> </div> <div data-bbox="155 1528 940 1583"> <table border="1"> <tr> <td>LOCKING BAR (ORDER SEPERATELY)</td> <td>360141</td> </tr> </table> </div>		LOCKING BAR (ORDER SEPERATELY)	360141
LOCKING BAR (ORDER SEPERATELY)	360141		
<p>Manufacturer</p>	<p>Specification</p> <p>JOSAM 100-DIL-C-DC EPOXY-COATED, DUCTILE IRON SLOTTED GRATE WITH CENTER HOLE FOR LOCKING BAR SECUREMENT. . MEETS CLASS C LOADING (56,000 LBS - 1,162 PSI). MEETS ADA AND HEELPROOF REQUIREMENTS, SUPPLIED BY TRENCH DRAIN SUPPLY.</p>		
<p>DISCLAIMER - The customer and the customer's architects, engineers, consultants, and other professionals are completely responsible for the selection installation and maintenance of any product purchased from Trench Drain Supply and/or its manufacturers. TRENCH DRAIN SUPPLY MAKES NO WARRANTY, EXPRESS OR IMPLIED, AS TO THE SUITABILITY, DESIGN, MERCHANTABILITY, OR FITNESS OF THE PRODUCT FOR CUSTOMERS APPLICATION. The drawing and information provided remain the property and copyright of the manufacturer listed. The manufacturer reserves the right to modify specification without notice.</p>			